



VIOLA WAVE



GRENADe USER'S GUIDE





THANK YOU FOR CHOOSING GRENADE BY VIOLAWAVE

ViolaWave is a groundbreaking sterilization system.

A portable, convenient and state-of-the-art unit that provides you with the ultimate in sanitary efficiency.

Thanks to the use of a series of ultraviolet lamps designed to produce a small amount of ozone (O₃) safe for your microphones, it will be possible to sterilize even in areas where UV rays cannot reach. This will guarantee a much deeper and more complete cleaning of the entire microphone, not just the capsule.

It's environmentally friendly and, unlike conventional spray disinfectants, does not contain chemicals. It deodorizes, reduces the risk of allergic reactions, and does not damage the electronic components.

Numbers of laboratory tests have shown that GRENADE eliminates up to 99.9% of harmful bacteria and viruses in less than 5 minutes.



**A portable, convenient and state-of-the-art unit
that provides you with the ultimate in sanitary efficiency.**

Specifications

External measurements: length 100 mm / 3.93 in - diameter 70mm / 2.75in

Internal measurements : length 67.85mm / 2.67in - diameter 63mm / 2.48in

Weight (when empty): 125g - 4.5oz

Input: DC5V 1A - Rated Power 5W

Operating Environment: 0° to 50° celsius 32° to 122° Fahrenheit - 15%-90% humidity

UV Lamps : 185NM





IMPORTANT SAFETY INFORMATION



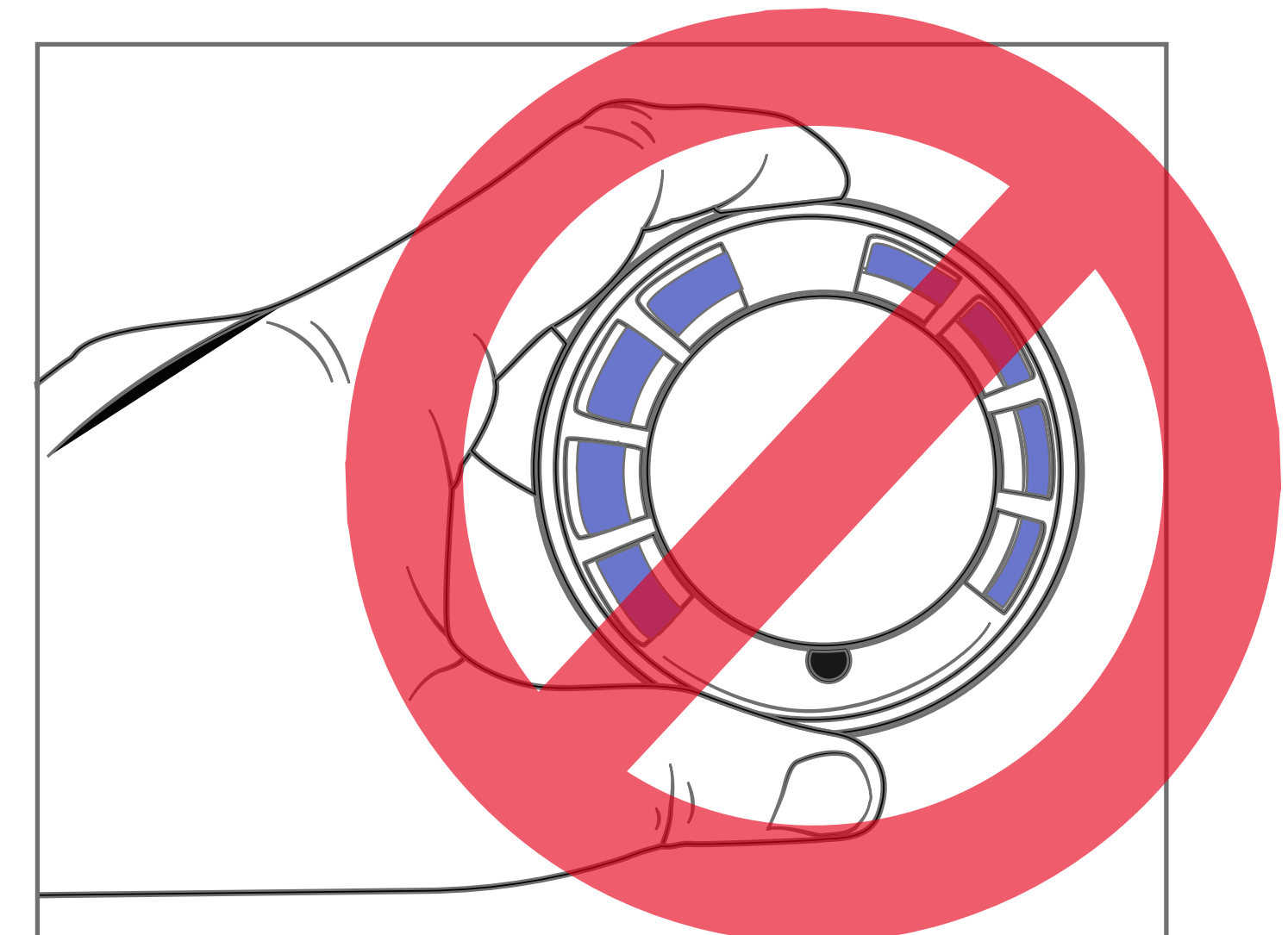
PLEASE READ ALL INSTRUCTIONS CAREFULLY BEFORE USING ANY OF OUR PRODUCTS AND RETAIN THESE INSTRUCTIONS FOR FUTURE REFERENCE.

To reduce the risk of fire, electric shock, or personal injury when using your product, basic safety precautions should be followed, including the following:

UV LIGHT PRECAUTION

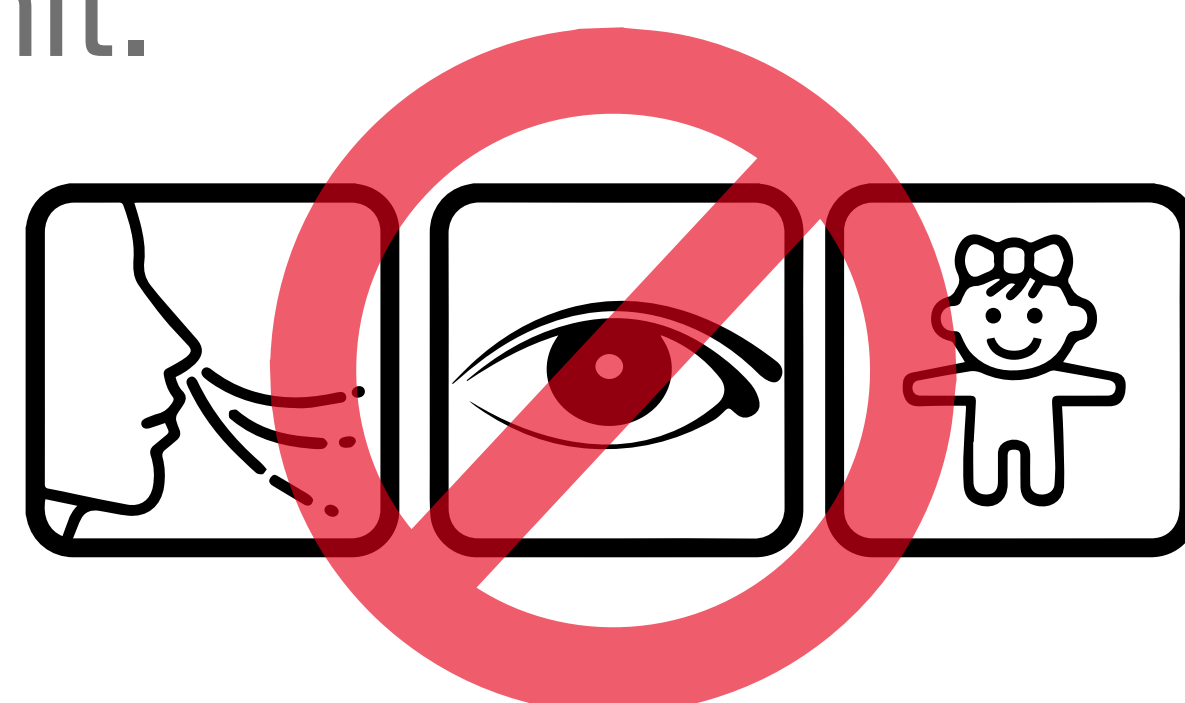
Direct and overexposure to UV light can cause permanent eye damage.

- Do not operate the unit when the cap is open
- Germicidal ultraviolet rays are harmful to the eyes and skin
- Avoid direct skin exposure to UV radiation
- Never look directly into the UV light source
- Inhaling Ozone may inflame and damage the airways



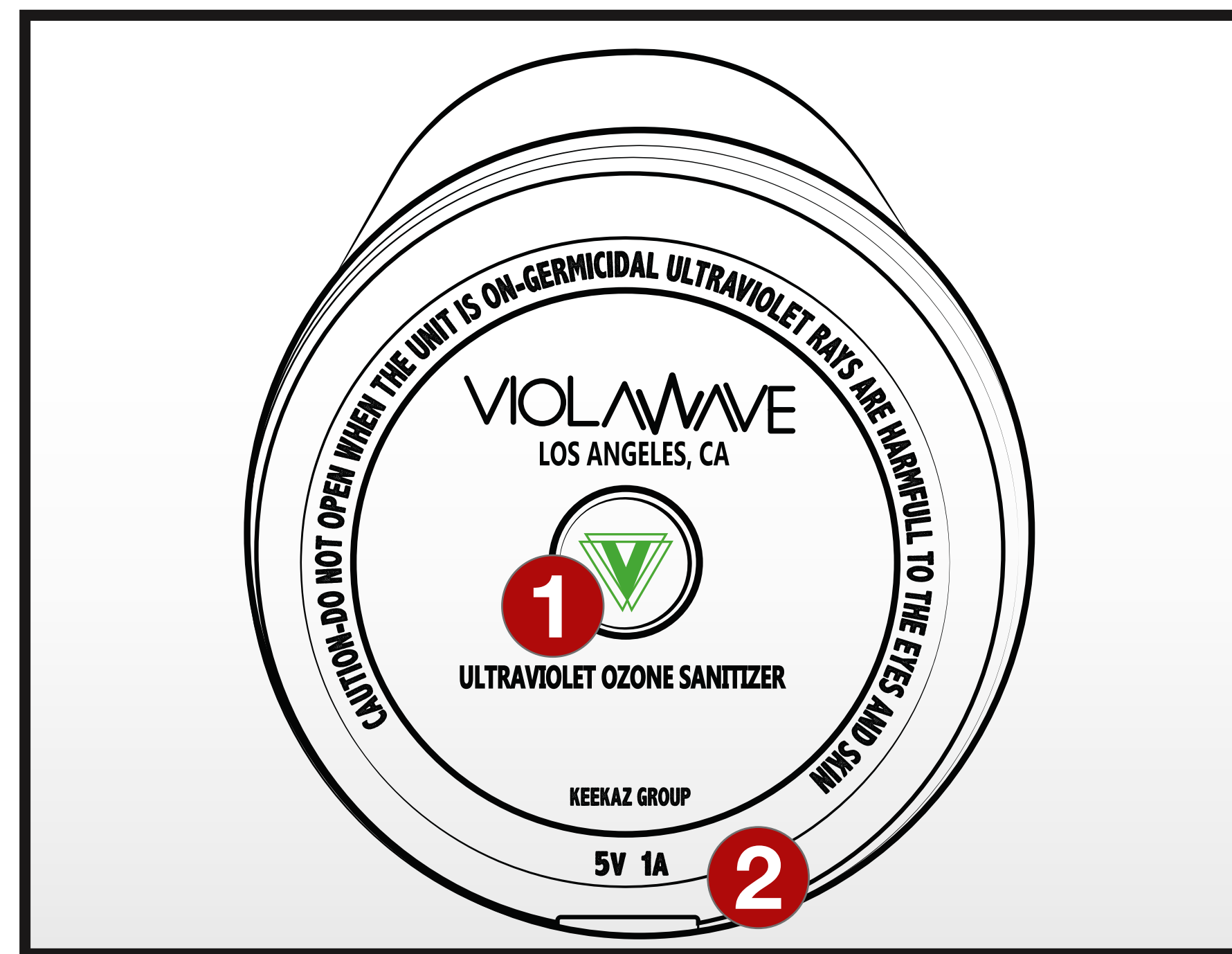
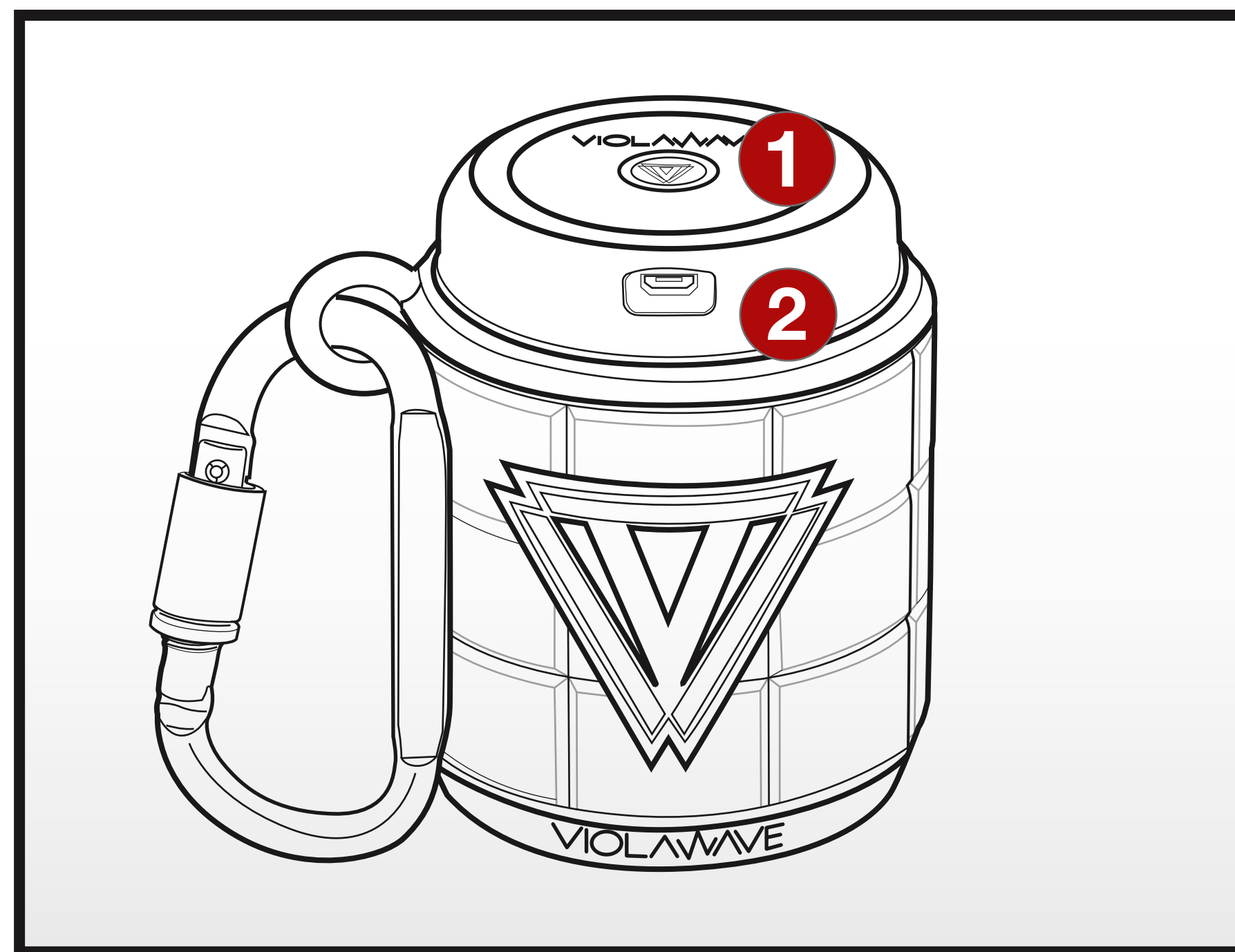
GENERAL PRECAUTION

- This device is not intended for use by children or persons with reduced physical, sensory or mental capabilities, or lack of experience and knowledge unless they have been supervised or instructed to use of the appliance by a person who is responsible for their safety. Close supervision is necessary when the appliance is operating near these people.
- Keep this appliance out of reach of children. Children should be supervised to ensure that they do not play with the appliance.
- Do not use the appliance for purposes other than those intended.
- Never use any accessories or parts from other manufacturers that are not specifically recommended for this appliance. In such case, this appliance's warranty will be void.
- There are no self-serviceable parts inside the device. Do not attempt to open, service, or repair the sterilizer by yourself. All servicing should be performed by an authorized service representative. Failure to observe this requirement shall void any warranty, stated or implied.
- Only sterilize products that have been approved for sterilization and can withstand a moderate level of UV light exposure.
- Do not use chlorine or harsh chemicals to clean the appliance, as it may cause potentially cause damage to the unit.



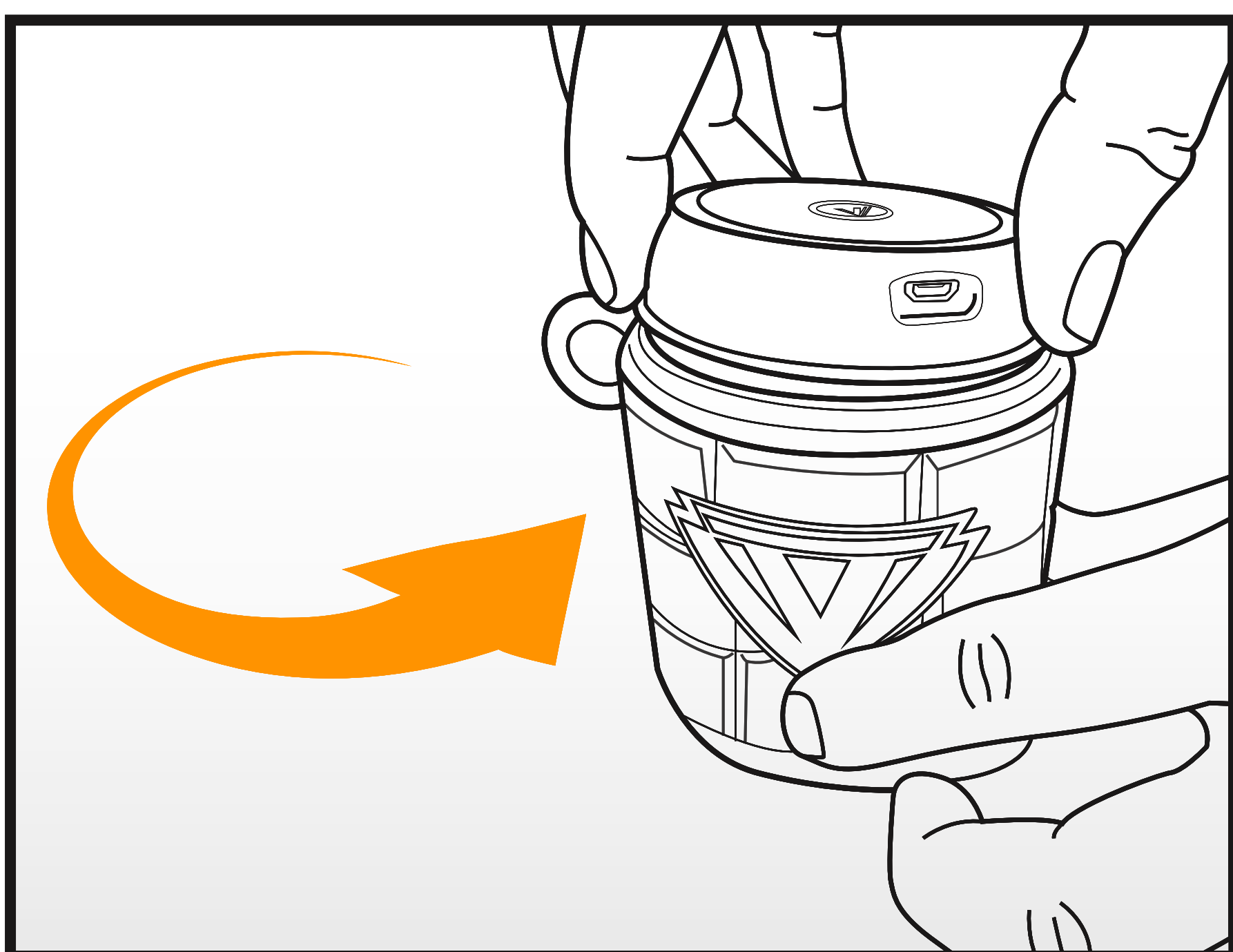


GETTING STARTED

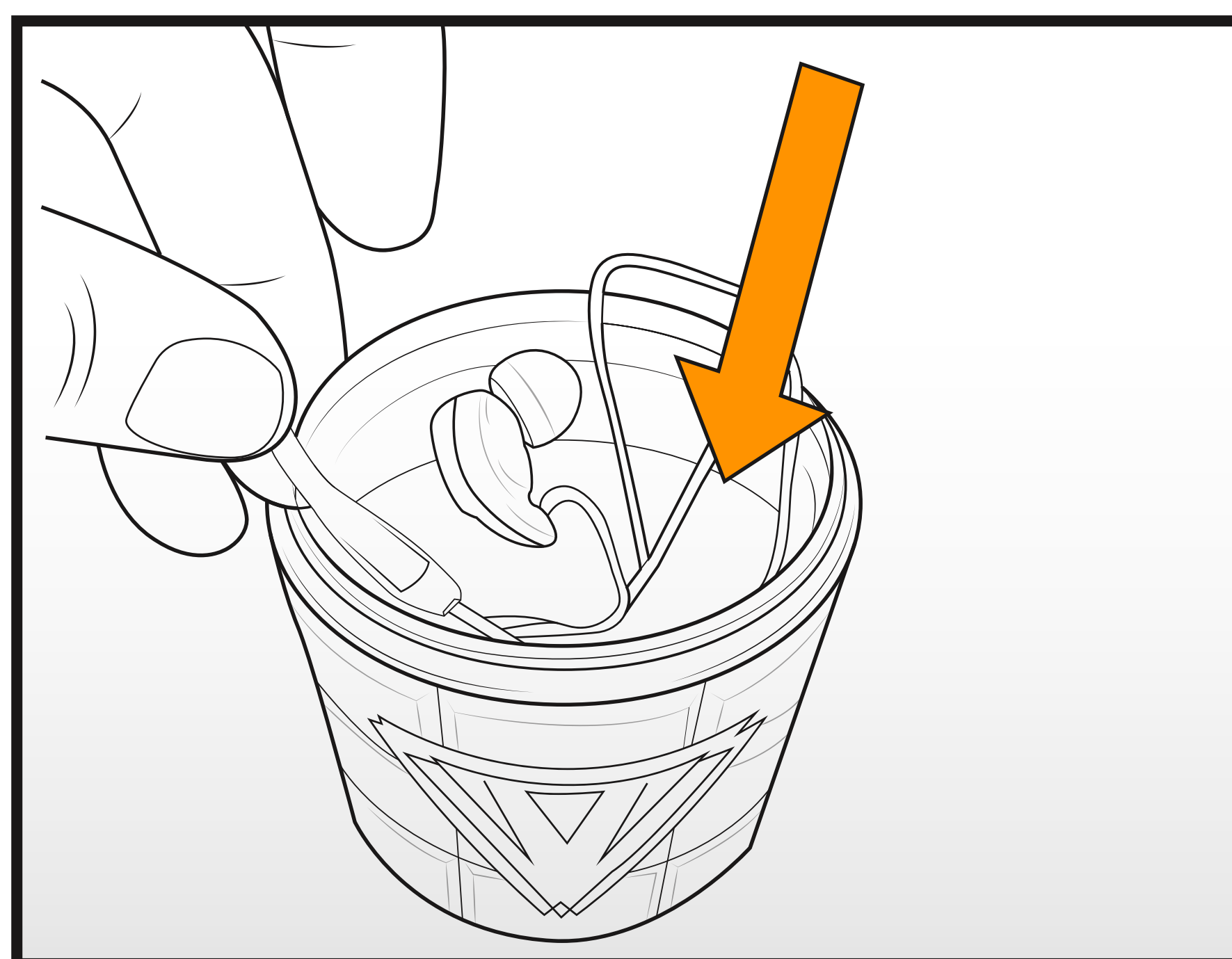


1 Power Button

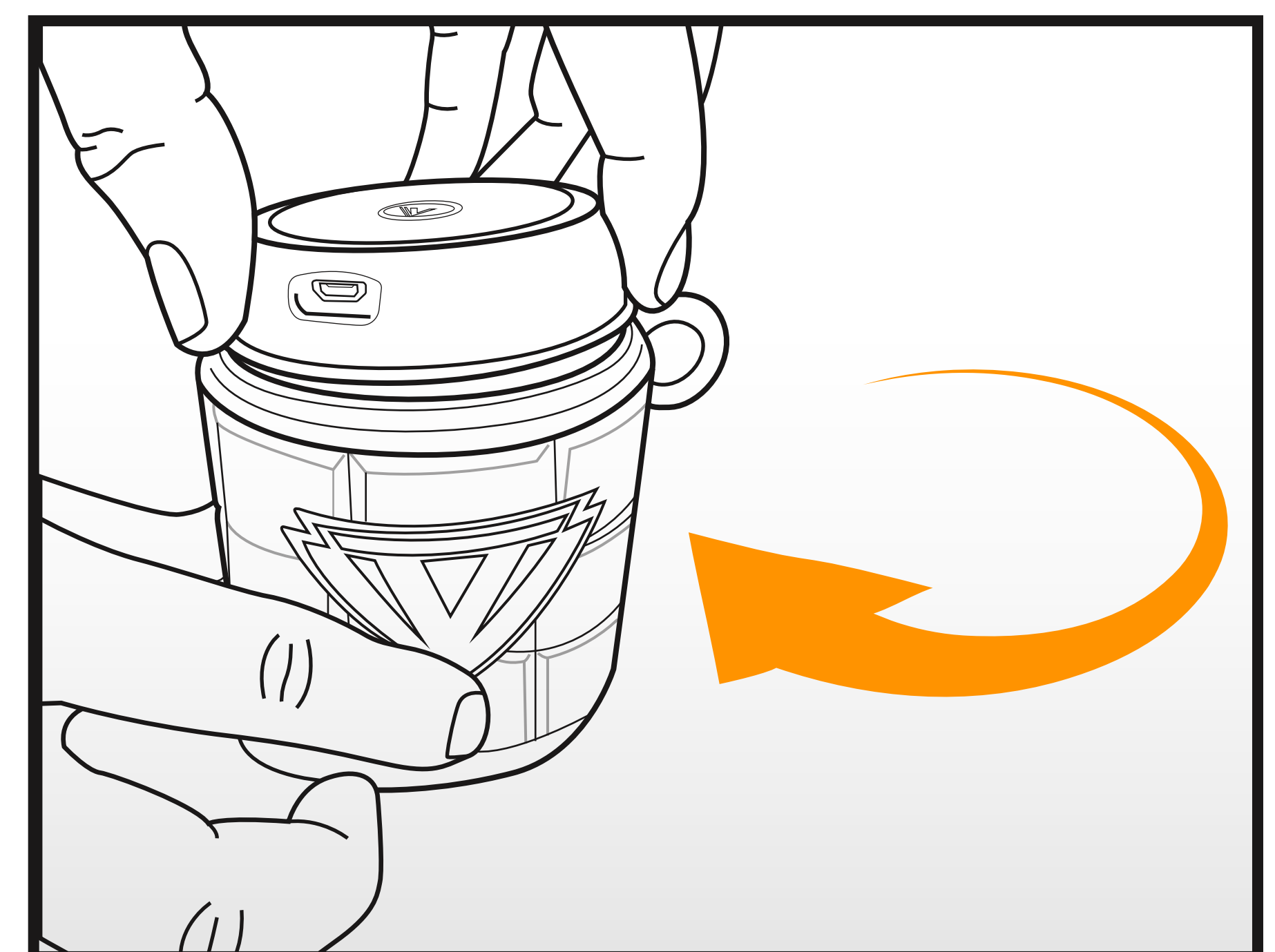
2 USB Connector




Make sure the unit is turned off before unscrewing to remove the cap.



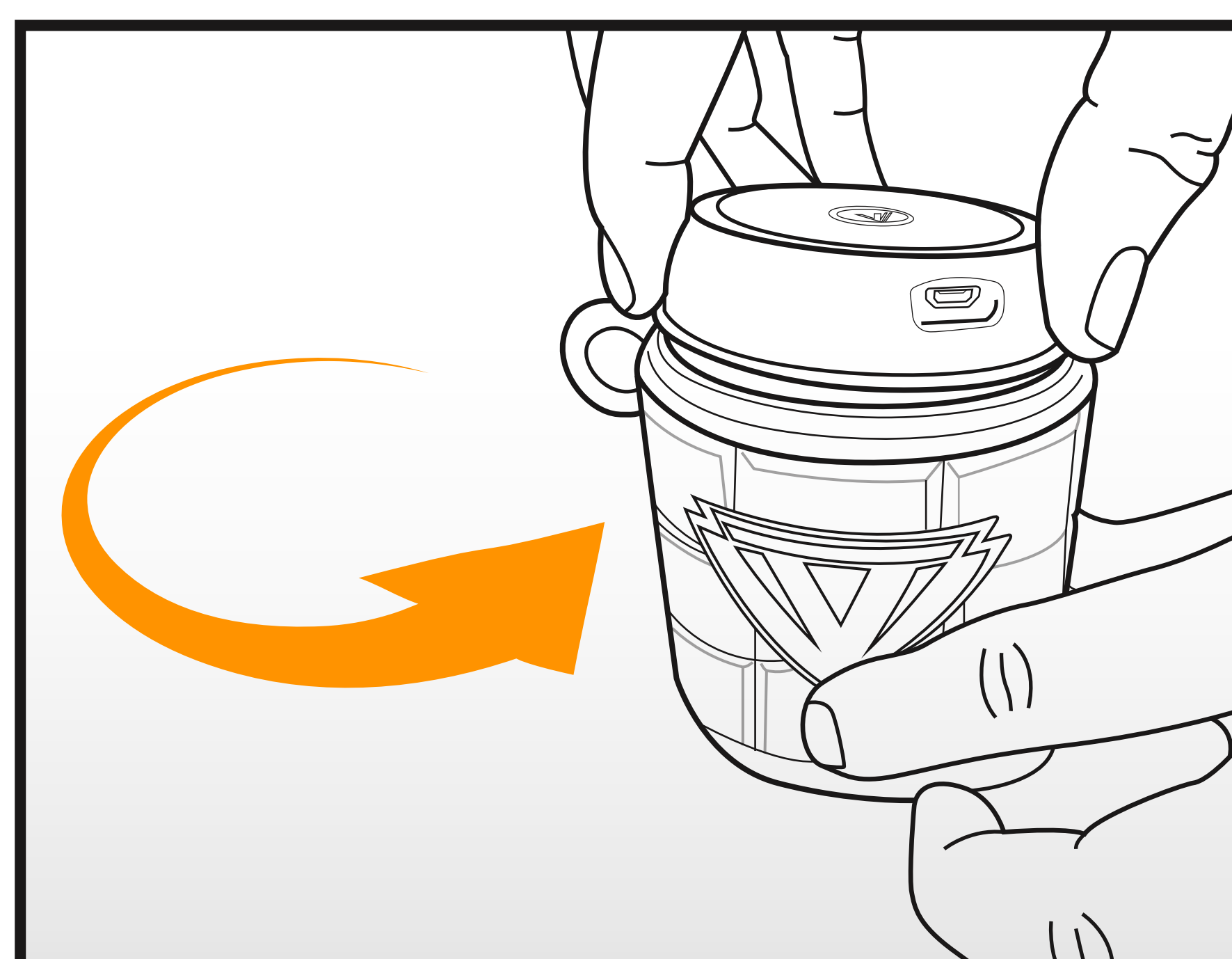
Insert the earplugs or the item you want to sterilize.



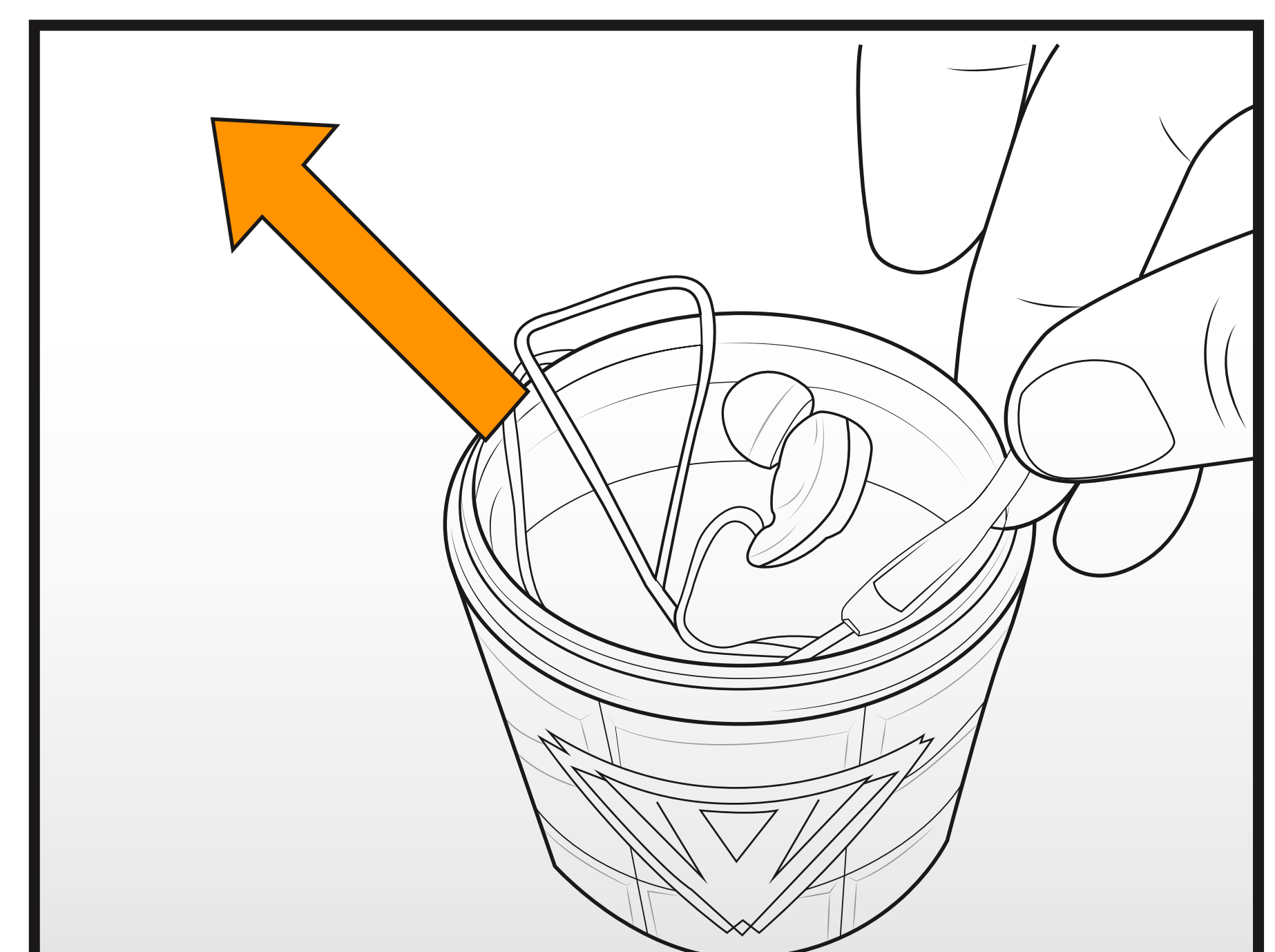
Close the unit and firmly lock the cap by screwing it until fully sealed.



Turn the unit on by pushing the power button that will light up green.



When the light goes off, the sterilization process is complete and you may open the unit.

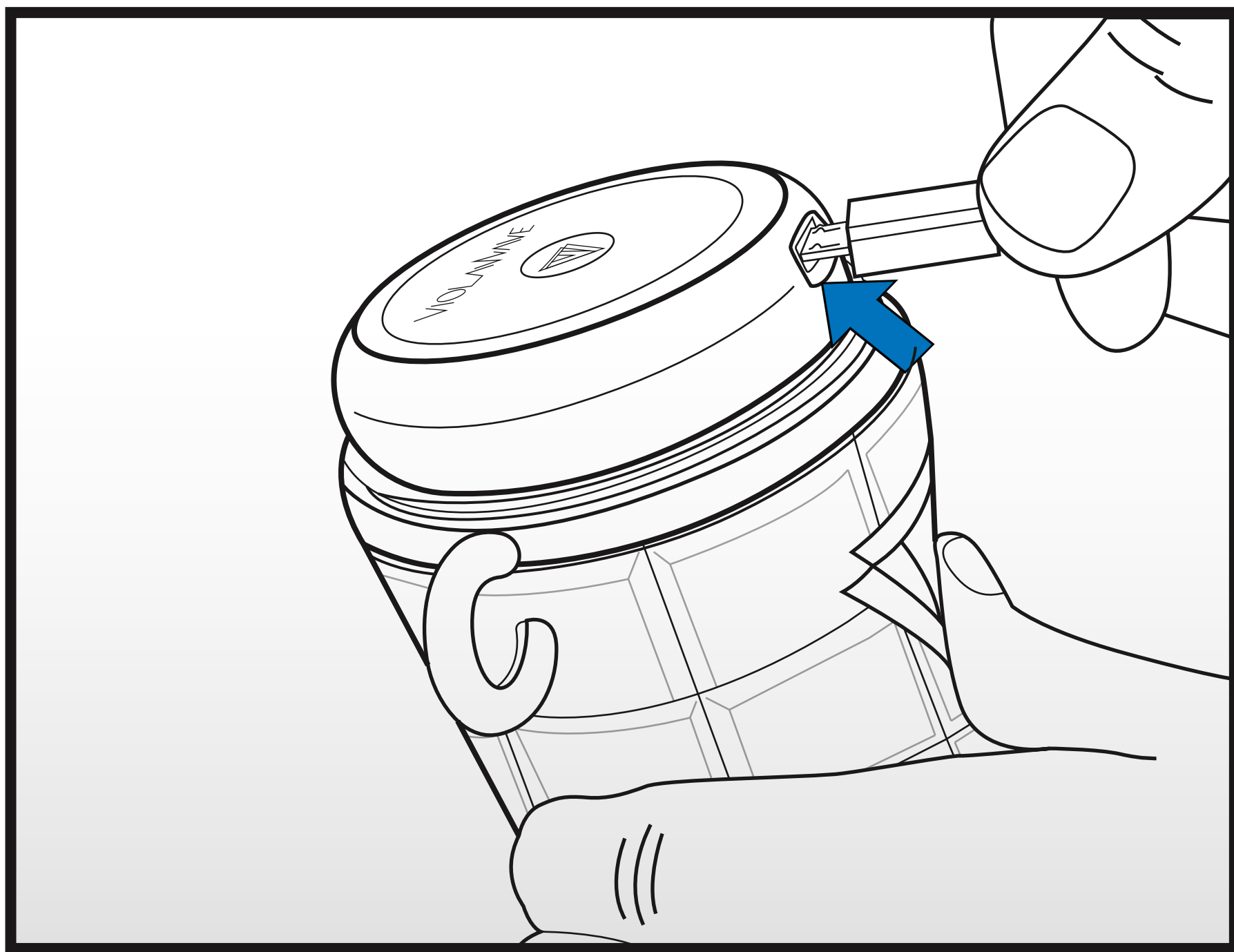


Remove the sterilized object.



GETTING STARTED

A convenient USB port allows you to fully charge the built-in battery in just 30 minutes or to operate GRENADE while connected to an external power source.

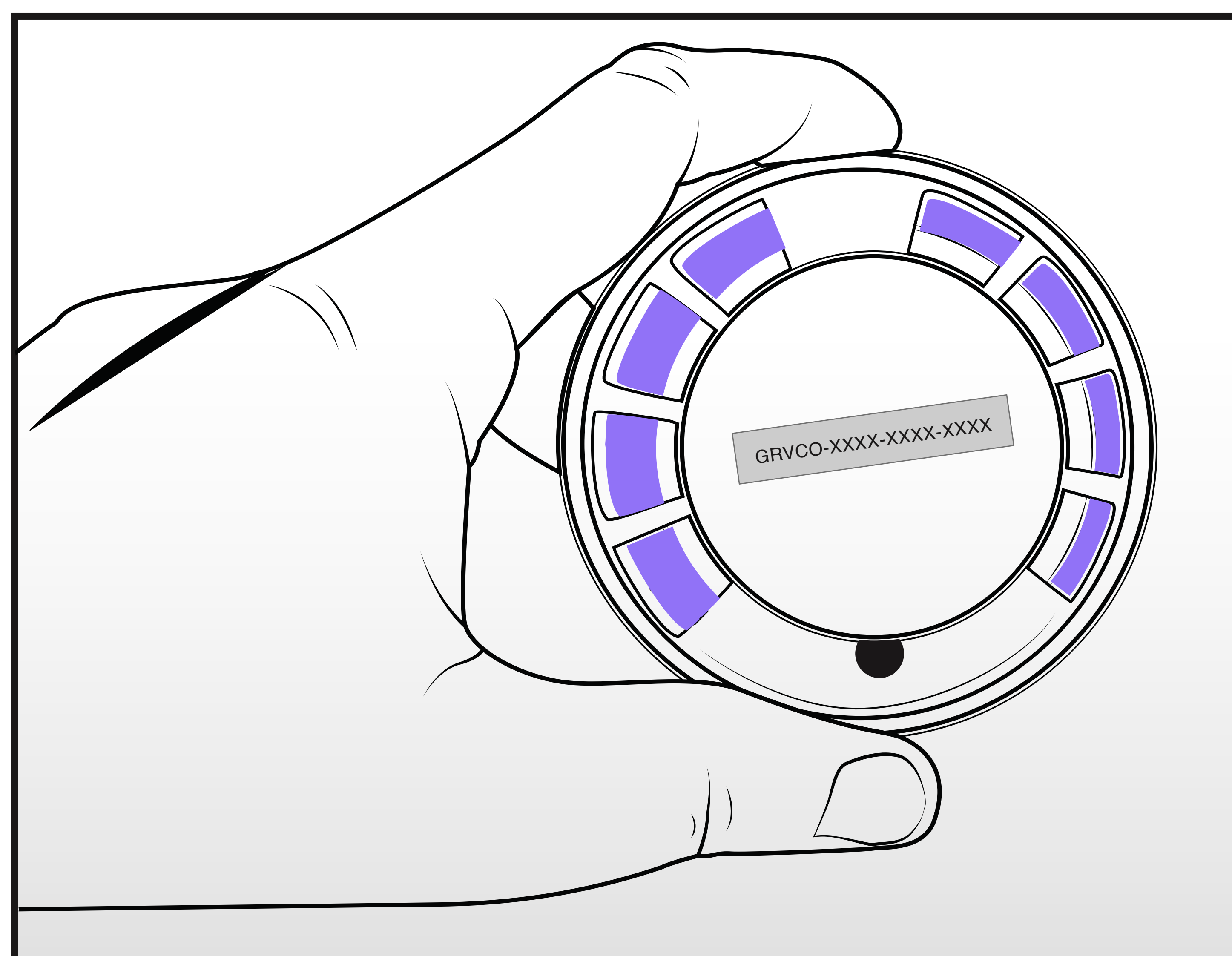


To recharge your GRENADE connect it to a power source such as a power bank, a computer, or a conventional outlet. Make sure to use the included USB cable. Plug it into the USB port on the side of the GRENADE's cap.

The Power Button LED turns to solid red color while charging and will start blinking red when the internal battery is fully charged.

The unit can be turned on while is plugged into the USB to use power from an external source rather than the internal battery, the power button will be green. To set the unit back to charging, simply push the power button and it will return to color red again to indicate the charging status.

THE SERIAL NUMBER IS LOCATED UNDER THE LID OF YOUR GRENADE





2 YEAR WARRANTY

If you experience a malfunction of any of our products, depending on the country and region you are in, you may either contact the dealer where you purchased the product from, or you can reach us directly at info@violawave.com.

We will ask you to ship your product to us **ONLY IF** we find it necessary to perform a factory repair or replacement. Our warranty is effective for 2 years (from the date of purchase of a new unit) and only for issues caused by our manufacturing defects. The warranty will be voided if the unit has been misused, abused, modified by any unauthorized parties.

A **ONE-TIME** free repair/replacement will be offered if the issue is caused by manufacturing defects.

Although you don't need to register your product, in order to process your request, we will ask for Proof of Purchase such as an invoice, receipt, order number, or credit card statement.

ViolaWave reserves the right to make changes in design or make additions to or improvements upon this product without incurring any obligation to install the same on products previously manufactured. ViolaWave is not responsible for injuries and/or damages related to the use of our products.

REGISTER NOW BY VISITING WWW.VIOLAWAVE.COM/ACCOUNT/REGISTER OR BY SCANNING THE QR CODE



REGISTER



DISCLAIMER

At Violawave we are committed to bringing into the market an honest and effective line of Ultraviolet (UV) / Ozone sterilizing technology products.

The content and materials available on ViolaWave website are for information purposes only, intended to provide you the relevant information on the benefits and hazards of using UV and Ozone products, and are not intended to diagnose, prescribe or replace the advice of professionals.


Be reminded that our UV products are not designed to be used on the skin, the eyes, and any part of the body, among others. Inappropriate and improper use of UV products could be dangerous and harmful. Always keep the products away from and out of reach of children. If you have questions about the use of Violawave products feel free to send us an e-mail and please, always review the labeling appearing on the product.

Always be reminded that the products must be used with caution and in accordance with the proper use as indicated in the instructions and/or manuals that come together with the purchased products.

This product or this manual is not a substitute for compliance with the provisions of any and laws, legal requirements, rules, regulations that may apply to the UV products.

This product or this manual is not intended to be a substitute for professional medical advice, diagnosis, or treatment. Always seek the advice of your physician or other qualified health care provider with any questions you may have regarding a medical condition or treatment and before undertaking a new health care regimen, and never disregard professional medical advice or delay in seeking it because of something you have read on this website

Reliance on any information provided by this manual, or by others appearing on our websites are solely at your own risk.



ViolaWave

© 2021 KeeKaz LLC. All rights reserved.

Under the copyright laws, this manual may not be copied, in whole or in part, without the written consent of KeeKaz LLC.

The ViolaWave logo is a trademark of KeeKaz, LLC. registered in the U.S. and other countries.

Use of the ViolaWave logo for commercial purposes without the prior written consent of KeeKaz may constitute trademark infringement and unfair competition in violation of federal and state laws.

Every effort has been made to ensure that the information in this manual is accurate. KeeKaz is not responsible for printing or clerical errors.

ViolaWave - KeeKaz

12400 Ventura Blvd, Studio City, CA 91604

www.violawave.com

info@violawave.com